


SKG

“SKG” SLURRY KNIFE GATE VALVE



"SKG" Slurry Knife Gate Valves

DFC SKG Slurry knife gate valves are specially suited to handling abrasive and corrosive slurries

Applications

- Mining - Tailings, backfill, thickeners
- Power Industry - Fly ash
- Cement
- Pulp & Paper
- Chemical.

Features

- No metal parts in contact with the flowing slurry
- No bonnet or seat cavities for solids to collect, preventing the valve to fully open or close
- Suitable for wet or dry service
- Easily replaceable seats
- Easily mounted proximity switches
- Provision for lockout

Options

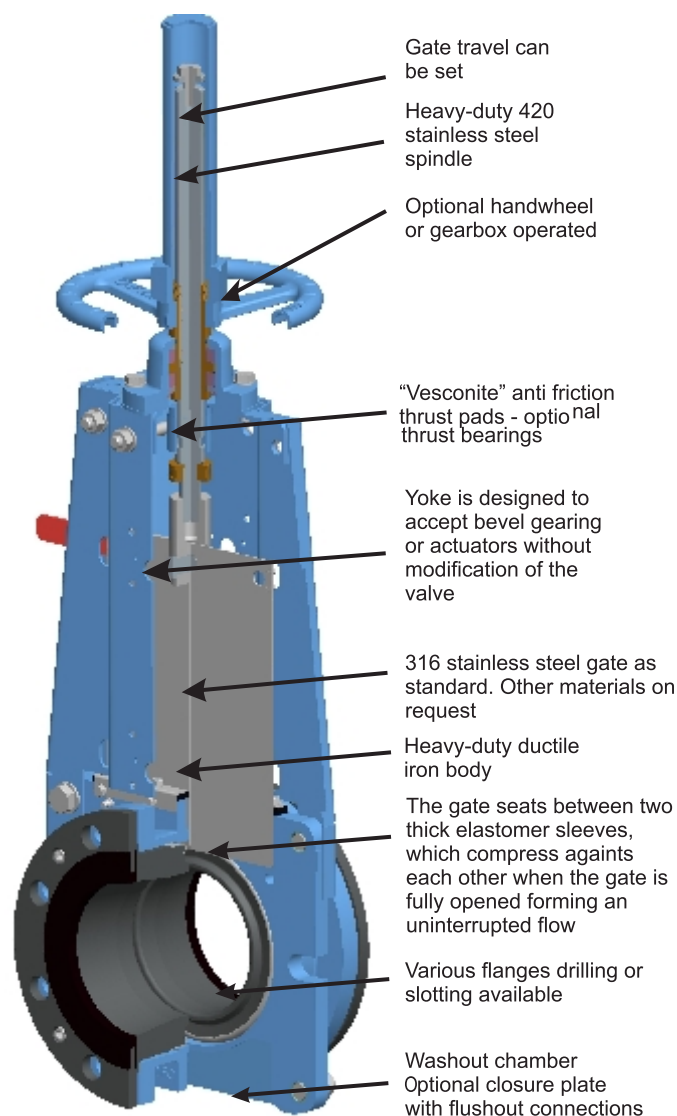
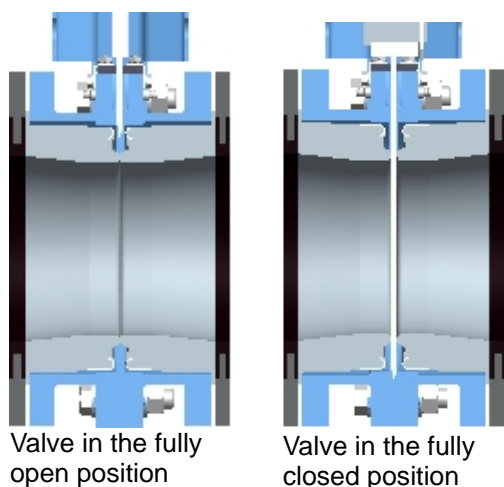
- Splash guards with purge ports
- Actuators
- Gear Operators
- Stem Cover - Standard
- Sleeve available in Viton, Butyl and EPDM
- Various Gate Materials
- Proximity Switch Protectors
- Open and closed indicators
- PTFE Coating of the Gate
- No stem or gate packing
- Wide range of elastomers available
- Bi-directional flow
- Easily adaptable to suit a gear operator or actuators
- Bubble tight shutoff
- External epoxy coated

NOTE: It is recommended that the valve is mounted in a vertical or near vertical position. For valves mounted in any other orientation it may be necessary to fit the optional splash guard with purging ports - please contact the manufacturer for further information.

Technical Specifications

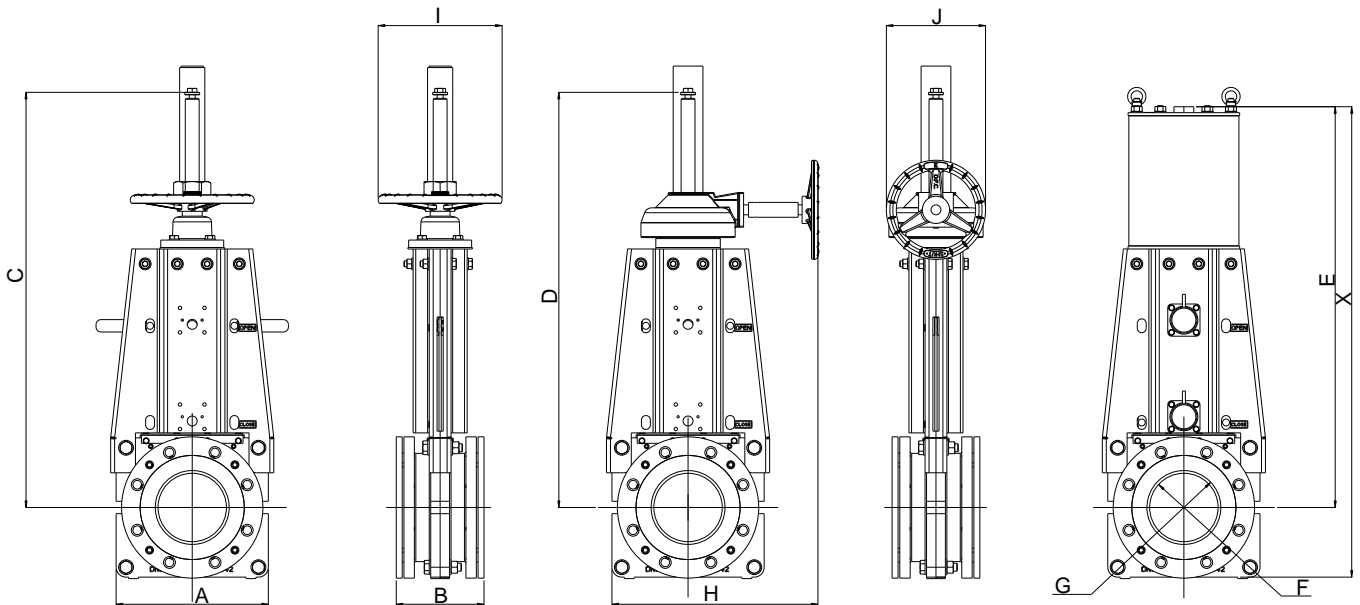
Size range	: 80mm - 600mm
Operating pressure	: 7 Bar
Body	: Ductile iron
Gate	: 316L Stainless Steel
Spindle	: 420 Stainless Steel
Sleeves	: Natural rubber
	: Other options - EPDM/Viton/Butyl
Handwheel	: Ductile Iron
Counter Flanges	: Mild Steel rubber encapsulated
Flange Drilling	: BS4504 Table 10, Bs10 Table D, ANSI 125, AS 2129 Tabs D & E

Size 80mm - 300mm flanges are drilled and tapped.
Size 350mm - 500mm flanges slotted.
Size 600mm - Flanges drilled.



Dimensions

Valve Size	A	B	C	D	E	F	G	H	I	J	Mass H/W	Mass G/O	Mass ACT	O/All Height
80	219	175	569	N/A	558	65	71	N/A	200	N/A	25	N/A	40	800
100	256	175	688	N/A	652	90	98	N/A	200	N/A	30	N/A	45	850
150	307	177	862	N/A	836	138	149	415	250	250	53	N/A	60	1050
200	359	183	957	N/A	961	182	200	441	250	250	90	N/A	85	1240
250	409	225	1080	N/A	1076	234	252	466	315	315	95	N/A	148	1380
300	481	257	1308	1294	1303	272	292	583	400	315	N/A	150	210	1640
350	534	257	1471	1425	1433	305	328	610	500	315	N/A	205	236	1850
400	595	278	1656	1619	1607	352	378	690	630	400	272	295	328	1980
450	639	312	1700	1744	1794	392	430	712	N/A	400	N/A	400	430	2080
500	695	362	1700	1882	1882	438	473	740	N/A	400	N/A	480	565	2250
600	815	378	N/A	N/A	2202	540	590	N/A	N/A	N/A	N/A	N/A	652	2610



F = Bore Diameter
G = Entry Diameter

Specification

The DFC "SKG" is of bonnetless double flanged design with body castings of ductile iron. Flanges are drilled and tapped in the smaller sizes and slotted in the large sizes and can be made compatible with BS450-PN10, ANSI 150, BS10-TD and AS2129-TC. The valves shall be bi-directional with the bore formed by two sleeves, one on either side of the gate integrally moulded with a stiffener ring. This stiffener ring shall not only maintain the shape of the sleeve, but shall act as scraper while the gate is being opened. These sleeves shall be compressed between the pipe flanges once installed. The valve shall be of full port design. When in the open position, the 316L stainless steel gate shall be completely withdrawn from the flow. When the gate is withdrawn the sleeves shall compress against each other to form a continuous uninterrupted flow path/conduit. Upon closing, the gate will progressively separate the sleeves and once fully closed, will form a bubble tight seal with the upstream sleeve. The valve will be handwheel operated and shall have a rising stainless steel spindle. The valve can be fitted with either a gear operator or actuator on request.

Manufacturers of the following products:

VENT-O-MAT[®]

BIMAN[®]

INSAMCOR[®]
MANUFACTURERS AND DISTRIBUTORS OF VALVES



SKG

VENT-O-MAT[®]

VENT-O-MAT AUSTRALIA PTY LTD ABN 20 114 575 101
A DIVISION OF DYNAMIC FLUID CONTROL PTY LTD

MANUFACTURERS & DISTRIBUTORS
OF VALVES FOR
WATER, MINING & INDUSTRIAL APPLICATIONS

Ph/Fax: 08 9302 4186 Mobile: 0425 395 930 Email: tfoy@ventomat.com.au
Address: Unit 1, 50 Atwell St. LANDSDALE PERTH WA 6065 AUSTRALIA